








소아전문소생술(미국심장협회) 과정

과정	AHA PALS Provider Course
과정 설명	2020 미국심장협회(AHA) Guideline에 따른 소아전문소생술(Pediatric Advanced Life Support, PALS Provider) 교육과정입니다.
교육생 대상	◎ 의사, 간호사, 응급구조사(1급), 치과의사 - 간호사, 응급구조사(1급), 치과의사 (BLS Provider 과정 이수자)
과정 준비물	<p><b>1) PALS Provider manual (2020 Edition)</b></p>  <p><b>2) IVE PALS Precourse Self-Assessment 결과 출력물</b></p> <ul style="list-style-type: none"> <li>① <a href="https://elearning.heart.org/course">https://elearning.heart.org/course</a> 사이트 접속 회원가입 및 로그인</li> <li>② Course → Pediatric Advanced Life Support (PALS) → PALS Precourse Self-Assessment, International English (IVE) 선택 → Launch this Course 버튼 클릭 (링크 : <a href="https://elearning.heart.org/course/420">https://elearning.heart.org/course/420</a>)</li> <li>③ 하단에 IVE PALS Precourse Self-Assessment 수료</li> <li>④ 70% 이상 받은 이후에 결과지와 Certificate 를 출력하여 교육 당일 제출</li> </ul> <p><b>3) 신분증</b></p>
총 시간	14시간 25분 (2일 과정)
강사:교육생	강사 1명당 최대 교육생 6명
프로그램	[첨부] 프로그램 참조
교육비	<p><b>300,000원</b></p> <p>*일반계산서 또는 세금계산서 발행은 불가하며, <b>일반영수증으로 발행</b>됩니다.                      (협회는 비영리재단으로서 법인세법시행령 158조 1항과 법인세법 제116조 2항에 의함)</p>
교재비	- 교재비(e-book): 60,000 원
준회원비	<p><b>30,000원</b></p> <p>*미국심장협회(AHA) 교육을 수강하기 위해서는 준회원비를 납부해야 합니다.                      *일반계산서 또는 세금계산서 발행은 불가하며, <b>일반영수증으로 발행</b>됩니다.                      (협회는 비영리재단으로서 법인세법시행령 158조 1항과 법인세법 제116조 2항에 의함)</p>
유의사항	<p>1) PALS Provider 과정 안에는 <b>Child CPR/AED 와 Infant CPR skill test</b> 가 있습니다. 두 가지 Skill에 대해서는 특별한 교육 없이 바로 평가가 이루어지므로 교육 전에 위 두 가지 Skill을 익혀 오시기 바랍니다.</p> <p>2) 이 과정은 BLS, ECG rhythm identification, PALS pharmacology, 그리고 Algorithms 등에 대해 자세하게 교육하지 않습니다.                      (위의 항목들에 대해 교육 전에 충분한 연습이 없으시면 과정을 이수하기가 어렵습니다.)</p>

<b>평가</b>	<p>1) 필기평가: Written Test는 영문이며, open book 으로 진행됩니다. (100점 만점에 84점 이상 합격)</p> <p>2) 술기평가, Case Scenario, Written test 3 가지 Test를 모두 통과하여야 과정에 합격합니다.</p> <p style="color: red;">* Test 점수 92점 이상을 받아야 PALS Instructor 과정에 신청가능</p>
-----------	---

<b>수료증</b>	<p>수료증의 유효기간은 2년입니다.</p> <p>2019년 8월 18일 이전 수료자: 발급비는 3만원, Paper card 형태로 우편 발송</p> <p>2019년 8월 19일 이후 수료자: 발급비는 무료, E-card 로 <a href="http://ecards.hear.org">ecards.hear.org</a> 홈페이지에서 출력</p> <div style="text-align: center; background-color: #4a4a8a; color: white; padding: 5px; margin: 10px 0;"> <b>PEDIATRIC ADVANCED LIFE SUPPORT</b> </div> <div style="text-align: center;">    </div> <p style="text-align: center; font-size: small;">has successfully completed the cognitive and skill evaluations in accordance with the curriculum of the American Heart Association Pediatric Advanced Life Support (PALS) Program.</p> <table style="width: 100%; font-size: x-small;"> <tr> <td><b>Issue Date</b> 17 Oct 2020</td> <td><b>Renew By</b> Oct 2022</td> </tr> <tr> <td><b>Training Center Name</b> Korean Association of Cardiopulmonary Resuscitation</td> <td><b>Instructor Name</b></td> </tr> <tr> <td><b>Training Center ID</b> ZZ20204</td> <td><b>Instructor ID</b></td> </tr> <tr> <td><b>Training Center City, Country</b> Seoul, SOUTH KOREA</td> <td><b>eCard Code</b></td> </tr> <tr> <td><b>Training Site Name</b> Korean Association of Cardiopulmonary Resuscitation (KACPR)</td> <td><b>QR Code</b></td> </tr> </table> <p style="font-size: x-small; text-align: center;">To view or verify authenticity, students and employers should scan this QR code with their mobile device or go to <a href="http://www.cprverify.org">www.cprverify.org</a>. © 2020 American Heart Association. All rights reserved. 20-2819 10/20</p> <div style="display: flex; justify-content: space-between; margin-top: 20px;"> <div style="width: 48%;"> <div style="text-align: center; background-color: #4a4a8a; color: white; padding: 5px; margin-bottom: 5px;"> <b>PEDIATRIC ADVANCED LIFE SUPPORT</b> </div> <div style="text-align: center;">    </div> <p style="text-align: center; font-size: x-small;">has successfully completed the cognitive and skill evaluations in accordance with the curriculum of the American Heart Association Pediatric Advanced Life Support (PALS) Program.</p> <table style="width: 100%; font-size: x-small;"> <tr> <td><b>Issue Date</b> 17 Oct 2020</td> <td><b>Renew By</b> Oct 2022</td> <td><b>eCard Code</b></td> </tr> </table> <p style="font-size: x-small; text-align: center;">To view or verify authenticity, students and employers should scan this QR code with their mobile device or go to <a href="http://www.cprverify.org">www.cprverify.org</a>.</p> </div> <div style="width: 48%; font-size: x-small;"> <div style="text-align: center; background-color: #4a4a8a; color: white; padding: 5px; margin-bottom: 5px;"> <b>PEDIATRIC ADVANCED LIFE SUPPORT</b> </div> <table style="width: 100%; border-collapse: collapse;"> <tr> <td style="width: 20%;"><b>Training Center Name</b></td> <td>Korean Association of Cardiopulmonary Resuscitation</td> </tr> <tr> <td><b>Training Center ID</b></td> <td>ZZ20204</td> </tr> <tr> <td><b>Training Center City, Country</b></td> <td>Seoul, SOUTH KOREA</td> </tr> <tr> <td><b>Training Center Name</b></td> <td>Korean Association of Cardiopulmonary Resuscitation (KACPR)</td> </tr> <tr> <td><b>Instructor Name</b></td> <td></td> </tr> <tr> <td><b>Instructor ID</b></td> <td></td> </tr> </table> <p style="font-size: x-small; text-align: center;">© 2020 American Heart Association 20-2819 10/20</p> </div> </div>	<b>Issue Date</b> 17 Oct 2020	<b>Renew By</b> Oct 2022	<b>Training Center Name</b> Korean Association of Cardiopulmonary Resuscitation	<b>Instructor Name</b>	<b>Training Center ID</b> ZZ20204	<b>Instructor ID</b>	<b>Training Center City, Country</b> Seoul, SOUTH KOREA	<b>eCard Code</b>	<b>Training Site Name</b> Korean Association of Cardiopulmonary Resuscitation (KACPR)	<b>QR Code</b>	<b>Issue Date</b> 17 Oct 2020	<b>Renew By</b> Oct 2022	<b>eCard Code</b>	<b>Training Center Name</b>	Korean Association of Cardiopulmonary Resuscitation	<b>Training Center ID</b>	ZZ20204	<b>Training Center City, Country</b>	Seoul, SOUTH KOREA	<b>Training Center Name</b>	Korean Association of Cardiopulmonary Resuscitation (KACPR)	<b>Instructor Name</b>		<b>Instructor ID</b>	
<b>Issue Date</b> 17 Oct 2020	<b>Renew By</b> Oct 2022																									
<b>Training Center Name</b> Korean Association of Cardiopulmonary Resuscitation	<b>Instructor Name</b>																									
<b>Training Center ID</b> ZZ20204	<b>Instructor ID</b>																									
<b>Training Center City, Country</b> Seoul, SOUTH KOREA	<b>eCard Code</b>																									
<b>Training Site Name</b> Korean Association of Cardiopulmonary Resuscitation (KACPR)	<b>QR Code</b>																									
<b>Issue Date</b> 17 Oct 2020	<b>Renew By</b> Oct 2022	<b>eCard Code</b>																								
<b>Training Center Name</b>	Korean Association of Cardiopulmonary Resuscitation																									
<b>Training Center ID</b>	ZZ20204																									
<b>Training Center City, Country</b>	Seoul, SOUTH KOREA																									
<b>Training Center Name</b>	Korean Association of Cardiopulmonary Resuscitation (KACPR)																									
<b>Instructor Name</b>																										
<b>Instructor ID</b>																										

**Day 1**

Time	min	Station	
8:00 - 8:10	10	<b>Course Introduction</b> <span style="float: right;"><b>Director</b></span>	
8:10 - 8:15	5	<b>Lesson 1:</b> Course Overview	
8:15 - 8:25	10	<b>Lesson 2:</b> Science of Pediatric Resuscitation	
8:25 - 8:50	25	<b>Lesson 3A:</b> Child High-Quality BLS Practice	
8:50 - 9:15	25	<b>Lesson 3B:</b> Infant High-Quality BLS Practice	
9:15 - 9:45	30	<b>Lesson 4:</b> CPR Coach and High-Performance Teams	
9:45 - 9:55	10	<b>Break</b>	
<b>Divide class into 2 groups</b>		<b>Lesson 5A-5B</b> BLS Testing Stations: Child and Infant High-Quality BLS Tests	<b>Lessons 6A-6B</b> Overview of Systematic Approach; Secondary Assessment
<b>장소/강사</b>			
9:55 - 10:40	45	Group 1	Group 2
10:40 - 11:25	45	Group 2	Group 1
11:25 - 11:35	10	<b>Break</b>	
<b>Divide class into 2 groups</b>		<b>Lesson 7A-7C</b> Management of Respiratory Emergencies; Respiratory Video Case Discussions; Learning Station: Airway Management	<b>Lesson 8A-8C</b> Management of Shock Emergencies; Shock Video Case Discussions; Learning Station: Vascular Access
<b>장소/강사</b>			
11:35 - 12:35	60	Group 1	Group 2
12:35 - 13:20	45	<b>Lunch</b>	
13:20 - 14:20	60	Group 2	Group 1
<b>Divide class into 2 groups</b>		<b>Lesson 9A-9C</b> Management of Arrhythmia Emergencies; Arrhythmia Video Case Discussions; Learning Station: Rhythm Disturbances/ Electrical Therapy	<b>Lesson 9A-9C</b> Management of Arrhythmia Emergencies; Arrhythmia Video Case Discussions; Learning Station: Rhythm Disturbances/ Electrical Therapy
<b>장소/강사</b>			
14:20 - 15:20	60	Group 1	Group 2
15:20 - 15:35	15	<b>Lesson 10:</b> Management of Post-Cardiac Arrest Care	
15:35 - 15:45	10	<b>Break</b>	
<b>Divide class into 2 groups</b>		<b>Lesson 12</b> Case Scenario Practice With Simulations Category <b>1-RESP</b>	<b>Lesson 12</b> Case Scenario Practice With Simulations Category <b>1-RESP</b>
<b>장소/강사</b>			
15:45 - 16:55	70	Group 1	Group 2
16:55 - 17:05	10	<b>End-of-Day Debriefing</b> <span style="float: right;"><b>Director</b></span>	

**DAY 2**

Time	min	Station	
7:55 - 8:00	5	<b>Recap</b> <span style="float: right;"><b>Director</b></span>	
8:00 - 8:20	20	<b>Lesson 11:</b> Learning Station: Coping With Death (Optional)	
<b>Divide class into 2 groups</b>		<b>Lesson 12</b> Case Scenario Practice With Simulations Category <b>2-SHOCK</b>	<b>Lesson 12</b> Case Scenario Practice With Simulations Category <b>2-SHOCK</b>
<b>장소/강사</b>			
8:20 - 9:20	60	Group 2	Group 1
<b>Divide class into 2 groups</b>		<b>Lesson 12</b> Case Scenario Practice With Simulations Category <b>3-CARDIAC</b>	<b>Lesson 12</b> Case Scenario Practice With Simulations Category <b>3-CARDIAC</b>
<b>장소/강사</b>			
9:20 - 10:20	60	Group 1	Group 2
10:20 - 10:30	10	<b>Break</b>	
<b>Divide class into 2 groups</b>		<b>Lesson 13</b> Case Scenario Testing Respiratory Cases 1-4 Shock Cases 1-4	<b>Lesson 13</b> Case Scenario Testing Respiratory Cases 1-4 Shock Cases 1-4
<b>장소/강사</b>			
10:30 - 11:15	45	Group 1	Group 2
<b>Divide class into 2 groups</b>		<b>Lesson 13</b> Case Scenario Testing Cardiac Cases 1-4	<b>Lesson 13</b> Case Scenario Testing Cardiac Cases 1-4
<b>장소/강사</b>			
11:15 - 12:00	45	Group 2	Group 1
12:00 - 12:10	10	<b>Break</b>	
12:10 - 13:00	50	<b>Lesson 14:</b> Exam	
13:00 - 13:15	15	<b>Class Ends/Remediation</b> <span style="float: right;"><b>Director</b></span>	